



GRABBER™ UHP

CONFIDENT CORNERING AND STABILITY

THIS HIGH-TECH TIRE FEATURES A SILICA TREAD COMPOUND FOR EXCELLENT HANDLING AND TRACTION IN WET AND DRY CONDITIONS.

FEATURES:	BENEFITS:
<ul style="list-style-type: none">• V-shaped tread pattern with grooves from center to shoulder and Silica Tread	<ul style="list-style-type: none">• Superb control in wet conditions
<ul style="list-style-type: none">• Flat belt contour, shallow slots and increased pattern depth in shoulder area	<ul style="list-style-type: none">• Even wear
<ul style="list-style-type: none">• Advanced sound technology and continuously varying groove angles	<ul style="list-style-type: none">• Quiet ride

UTQG:	TREAD:	TRACTION:	TEMPERATURE:
SERIES \geq 55	360	A	A
SERIES \leq 50	320	A	A



	RIM DIAMETER	SERIES	SIZE	LOAD / SPEED INDEX	LOAD RANGE	SIDEWALL	ARTICLE NUMBER	TIRE DIAMETER (IN)	TIRE WEIGHT (LB)	TIRE WEIGHT (KG)	MAX. INFLATION PRESSURE (PSI)	OVERALL SECTION WIDTH (IN) (MEASURING RIM) (IN)	APPROVED RIM WIDTHS (IN)	TREAD DEPTH (32NDS)	REVS PER MILE
15	70	205/70R15	96H	SL	BSW	15477000000	26.3	25.4	11.5	44	8.2 (6.0)	5.0 - 7.0	11/32	793	
		265/70R15	112H	SL	BSW	15477080000	29.6	41.9	19.0	44	10.7 (8.0)	7.0 - 9.0	11/32	704	
16	55	255/55R16	103T	SL	BSW	15477190000	27.0	27.5	12.5	44	10.2 (8.0)	7.0 - 9.0	11/32	771	
	60	235/60R16	100H	SL	BSW	15477150000	27.1	28.7	13.0	44	9.4 (7.0)	6.5 - 8.5	11/32	769	
	65	215/65R16	98H	SL	BSW	15477110000	27.0	23.1	10.5	44	8.7 (6.5)	6.0 - 7.5	11/32	772	
		255/65R16	109H	SL	BSW	15477130000	29.1	34.9	15.8	51	10.2 (7.5)	7.0 - 9.0	11/32	718	
	70	215/70R16	100H	SL	BSW	15477010000	27.9	23.1	10.5	51	8.7 (6.5)	5.0 - 7.0	11/32	749	
		225/70R16	102H	SL	BSW	15477030000	28.4	24.3	11.0	51	9.0 (6.5)	6.0 - 7.5	11/32	734	
		235/70R16	106H	SL	BSW	15477050000	29.0	38.6	17.5	51	9.4 (7.0)	6.0 - 8.0	11/32	720	
		245/70R16	107H	SL	BSW	15477060000	29.5	40.7	18.4	51	9.7 (7.0)	6.0 - 8.0	11/32	707	
		265/70R16	112T	SL	BSW	15484800000	30.9	43.3	19.7	44	10.7 (8.0)	7.0 - 9.0	11/32	675	
	275/70R16	114T	SL	BSW	15477100000	31.2	36.8	16.7	44	11.0 (8.0)	7.0 - 9.0	11/32	669		
17	55	275/55R17	109V	SL	BSW	15477210000	28.9	33.1	15.0	51	11.2 (8.5)	7.5 - 9.5	11/32	721	
	60	255/60R17	106V	SL	BSW	15477170000	29.1	31.8	14.4	51	10.2 (7.5)	7.0 - 9.0	11/32	718	
	65	235/65R17	108V	XL	BSW	15477120000	29.0	24.3	11.0	51	9.0 (6.5)	6.0 - 8.5	11/32	718	
18	55	255/55R18	109W	XL	BSW	15477200000	29.0	34.8	15.8	51	10.4 (8.0)	7.0 - 9.0	11/32	718	
19	45	285/45R19	107W	SL	BSW	15484110000	COMING SPRING 2006								
	50	255/50R19	103W	SL	BSW	15484090000	COMING SPRING 2006								
20	45	275/45R20	110V	XL	BSW	15477480000	29.7	35.8	16.2	51	10.7 (9.0)	8.5 - 10.0	11/32	701	
		295/45R20	114V	XL	BSW	15477900000	30.5	38.5	17.5	51	11.7 (10.0)	9.5 - 11.0	11/32	685	
	50	285/50R20	112V	SL	BSW	15477490000	31.2	38.9	17.7	51	11.7 (9.0)	8.0 - 10.0	11/32	668	
		295/50R20	118V	XL	BSW	15477930000	31.7	35.3	16.0	51	12.1 (9.5)	8.0 - 10.5	11/32	657	
	55	305/50R20	120V	SL	BSW	15477960000	COMING SPRING 2006								
	275/55R20	117V	XL	BSW	15477910000	31.9	39.2	17.8	51	11.2 (8.5)	7.0 - 9.5	11/32	653		
22	40	305/40R22	114V	XL	BSW	15477920000	31.6	42.5	19.3	51	12.3 (11.0)	10.0 - 12.0	11/32	660	
		295/40R22	112V	XL	BSW	15478030000	31.3	41.3	18.7	51	11.6 (10.5)	10.0 - 11.5	11/32	661	
	45	295/45R22	116V	XL	BSW	15477890000	32.5	44.1	20.0	51	11.6 (10.0)	9.5 - 11.0	11/32	642	
		305/45R22	118V	XL	BSW	15478020000	32.8	32.4	14.7	51	12.0 (10.0)	9.5 - 11.0	11/32	636	
23	40	305/40R23	115V	XL	BSW	15477870000	32.6	46.3	21.0	51	12.3 (11.0)	10.0 - 12.0	11/32	639	
24	40	305/40R24	117V	XL	BSW	15478060000	33.6	46.4	21.0	51	12.3 (11.0)	10.5 - 12.5	11/32	616	
	35	315/35R24	114V	XL	BSW	15477880000	32.7	46.3	21.0	51	12.6 (11.0)	10.0 - 12.0	11/32	638	

LIGHT TRUCK & SUV TIRES / PERFORMANCE / GRABBER™ UHP

GRABBER™ UHP

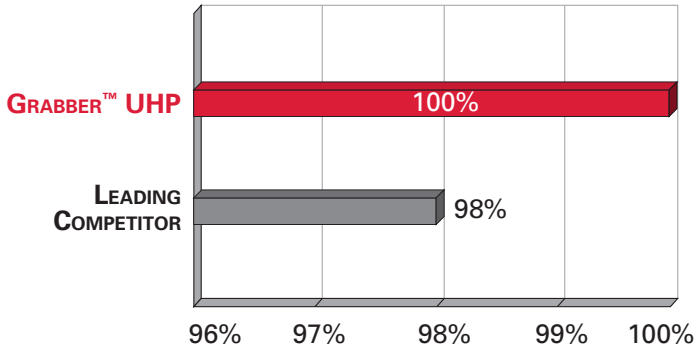
CONFIDENT CORNERING AND STABILITY

THE NEW TECHNOLOGY BEHIND THIS ULTRA-HIGH PERFORMANCE TIRE DELIVERS AN EXHILERATING, CONTROLLED RIDE IN WET AND DRY CONDITIONS.

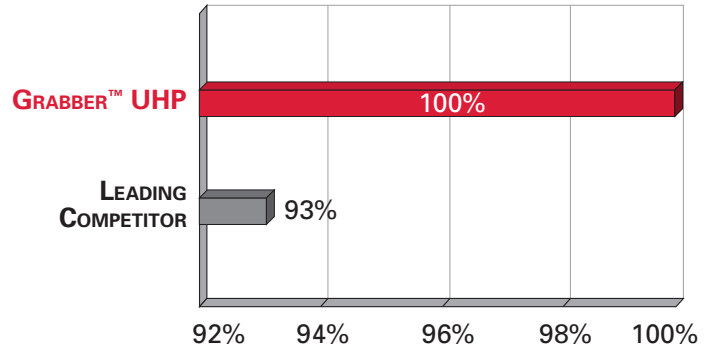


HANDLING
TRACTION
CORNERING
BRAKING

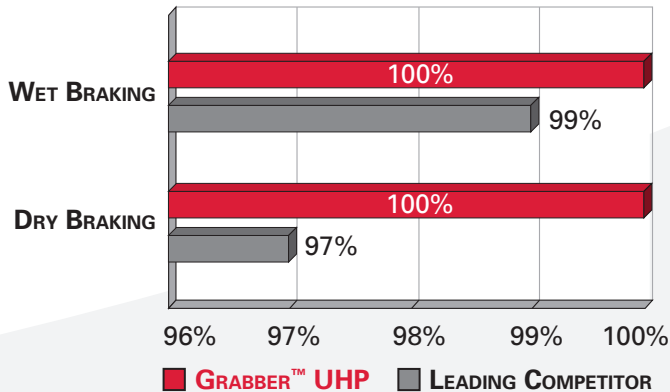
WET HANDLING



HYDROPLANING LONGITUDINAL



BRAKING COMPARISON



GRABBER™ UHP

GENERAL TIRE 

V-SHAPED TREAD PATTERN:

SUPERB CONTROL IN WET CONDITIONS.

FLAT BELT CONTOUR, SHALLOW SLOTS AND INCREASED PATTERN DEPTH IN SHOULDER AREA:

EVEN WEAR.

CONTINUOUSLY VARYING GROOVE ANGLES:

QUIET RIDE.



TECHNOLOGY / RELIABILITY / PERFORMANCE