

# GEOLANDAR®

## RUGGED RELIABILITY ON-ROAD AND OFF

QUICK REFERENCE GUIDE



### ALL-NEW GEOLANDAR G055™

Loaded with premium technology, the all-new GEOLANDAR G055™ is specifically designed to deliver confidence and value to drivers of today's crossover vehicles.



### GEOLANDAR H/T G056™

A tough truck and SUV tire that works hard, the GEOLANDAR H/T G056™ combines all-season performance and durability with long-lasting treadlife.



### GEOLANDAR A/T-S®

Equipped with unique all-terrain features, the GEOLANDAR A/T-S® offers outstanding off-road grip and excellent on-road handling.



### GEOLANDAR M/T+®

The Baja-proven, mud terrain GEOLANDAR M/T+® is strong enough to conquer virtually any surface.

## ALL-SEASON



### TRANSITION GROOVES WITH NOTCH SIPES

These tread elements work together to create biting edges for superior traction in wet and wintery conditions.



### ZIGZAG GROOVES

Circumferential grooves with a zigzag shape provide a powerful edge effect, improving handling on snowy roads and channeling water out from under the tread.



### DUAL-INTERLOCKING PYRAMID SIPES


Interlocking sipes maintain tread block rigidity for improved durability and confident all-season handling.



### TWIN-CUT GROOVES


More biting edges along these grooves increase traction and grip in dirt, rain, snow and ice.

## LONG-LASTING



### PREMIUM COMPOUND

Our specially-formulated Orange Oil compound provides extraordinary all-season performance and extends treadlife.




### ADVANCED COMPOUND

Our state-of-the-art compound engineered with Orange Oil extends treadlife while providing outstanding all-season traction.



### ROUNDED EDGE BLOCKS

A rounded edge design softens the contact between individual tread blocks, combating uneven wear.



### DIRECTIONAL TREAD PATTERN AND LARGE VOID AREA

Tread is specially designed to offer the ultimate in off-road performance.

## CONFIDENT HANDLING



### INTEGRATED SHOULDER

This tread feature minimizes road noise to offer a quiet, more comfortable ride while resisting irregular wear.



## RIDE COMFORT

### ADAPTIVE SHOULDER BLOCKS

Tread blocks at the shoulder form a continuous rib to help reduce tread noise and promote even wear.



## DURABILITY

### AGGRESSIVE SIDEWALL PROTECTORS

Designed to combat sidewall cuts and abrasions, these protectors also offer a rugged look ideal for on/off-road vehicles.



### LARGE SHOULDER BUTTRESSES WITH SIDE PROTECTORS

Shoulder area offers added durability with large scoops to help expel mud and dirt.

# GEOLANDAR®

PROVEN ENDURANCE ACROSS ALL TERRAIN

## GEOLANDAR G055™

## GEOLANDAR H/T G056™

## GEOLANDAR A/T-S™

## GEOLANDAR M/T+™

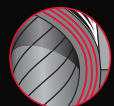
- The **GEOLANDAR G055™** is engineered specially for crossovers. Its premium compounding combines with an advanced tread design to deliver all-season traction and a responsive, comfortable ride.
- 65,000-mile limited treadwear warranty.

- The **GEOLANDAR H/T G056™** is built to last up to 38%\* longer than conventional highway terrain tires.
- 70,000-mile limited treadwear warranty on P-metric sizes, 50,000 mile on LT-metric sizes.

- The **GEOLANDAR A/T-S™** provides superior traction off-road, while on-road it delivers excellent handling without the tread squirm and noise of typical all-terrain tires.
- 50,000-mile limited treadwear warranty on sizes under 20" excluding Load Range E. 40,000-mile warranty on 20" sizes and Load Range E.

- For drivers who go off-road frequently, the **GEOLANDAR M/T+™** offers enhanced performance and traction.
- Featuring off-road technologies proven in the Baja 1000, the **GEOLANDAR M/T+™** can confidently traverse dirt roads, rocky and muddy surfaces and even sand dunes.

\*Treadwear test results based on independent testing using Chevrolet Tahoe vehicles equipped with size P265/70R17 tires on public highways under controlled driving and maintenance conditions. Treadwear mileage is projected wear-out mileage. Individual mileage results may vary based on tire/vehicle maintenance, driving styles and terrain.



All GEOLANDAR tires in Load Range E sizes are built with a 3-ply casing.



### 30-DAY TRIAL

If customers are not completely satisfied with Yokohama GEOLANDAR® tires they can bring them back within 30 days for a full refund. Excludes original equipment lines.

## FITMENT LIST

### GEOLANDAR G055

215/70R16 100H	255/55R18 109V
225/70R16 103H	225/55R19 99V
235/70R16 106H	235/50R19 99V
225/60R17 99H	235/55R19 105V
225/65R17 102H	245/55R19 103H
235/65R17 104H	255/50R19 107V
245/65R17 107H	235/55R20 102H
225/55R18 98V	245/50R20 102V
235/55R18 100V	255/50R20 109V
235/60R18 107V	255/55R20 110H
235/65R18 106H	265/50R20 111V
245/60R18 105H	

#### GEOLANDAR G055 Vehicle Fitments (Partial List)

**Chevrolet** Avalanche, Colorado, Silverado, Suburban, Tahoe, Trailblazer, Traverse • **Dodge** Dakota, Durango, Ram • **Ford** Escape, Expedition, Explorer, F-Series, Ranger • **GMC** Canyon, Envoy, Sierra, Yukon • **Honda** Pilot, Ridgeline • **Hummer** H1, H2, H3 • **Jeep** Commander, Grand Cherokee, Liberty, Wrangler • **Mazda** B-Series • **Nissan** Armada, Pathfinder, Titan, Xterra • **Toyota** 4 Runner, FJ Cruiser, Sequoia, Tacoma, Tundra

### GEOLANDAR H/T G056

P235/75R15 108T	P255/70R18 112H
P225/75R16 106T	P265/60R18 109H
P235/70R16 104T	P265/65R18 112T
P235/75R16 109T	P265/70R18 114S
P245/70R16 106H	P275/65R18 114T
P245/75R16 109T	P255/60R19 108H
P255/65R16 106T	P275/55R20 111 H
P255/70R16 109T	P275/60R20 114H
P265/70R16 111T	LT215/85R16 115/112R (E)
P265/75R16 114T	LT225/75R16 115/112S (E)
P235/70R17 108T	LT235/85R16 120/116R (E)
P245/65R17 105T	LT245/75R16 120/116S (E)
P245/70R17 108H	LT265/75R16 123/120R (E)
P255/65R17 108T	LT235/80R17 120/117R (E)
P255/70R17 110T	LT245/70R17 119/116R (E)
P265/65R17 110T	LT245/75R17 121/118S (E)
P265/70R17 113T	LT265/70R17 121/118S (E)
P245/60R18 104H	LT275/65R18 123/120S (E)
P255/65R18 109T	LT275/70R18 125/122R (E)

#### GEOLANDAR H/T G056 Vehicle Fitments (Partial List)

**Buick** Enclave • **Cadillac** Escalade • **Chevrolet** Colorado, Silverado, Suburban, Tahoe, Trailblazer, Traverse • **Chrysler** Aspen • **Dodge** Dakota, Durango, Nitro, Ram • **Ford** Edge, Escape, Expedition, Explorer, F-Series, Ranger • **GMC** Acadia, Canyon, Envoy, Sierra • **Honda** Pilot, Ridgeline • **Infiniti** QX56 • **Jeep** Grand Cherokee, Liberty, Wrangler • **Kia** Sorento • **Lincoln** Navigator • **Mazda** B-Series, CX-9, Tribute • **Mitsubishi** Raider • **Nissan** Armada, Frontier, Pathfinder, Titan, Xterra • **Saturn** Outlook • **Toyota** 4 Runner, FJ Cruiser, Highlander, Sequoia, Tacoma, Tundra

### GEOLANDAR A/T-S

205/70R15 96S	255/65R17 114H	LT265/75R16 123/120R (E)
215/70R15 98S	255/65R17 110H	LT265/75R16 119/116R (D)
P225/70R15 100S	P255/70R17 110S	LT285/75R16 122/119R (D)
P235/70R15 102S	265/65R17 112H	LT315/75R16 121R (D)
235/75R15 109H	P265/70R17 113S	LT235/80R17 120/117R (E)
P235/75R15 108S	P275/60R17 110S	LT245/70R17 119/116 (E)
265/70R15 112S	275/65R17 115H	LT245/75R17 121/118R (E)
215/60R16 95H	285/65R17 116H	LT265/70R17 121/118R (E)
215/65R16 98H	225/55R18 98H	LT285/70R17 121/118R (D)
215/70R16 100S	245/60R18 105H	LT315/70R17 121/118R (D)
225/70R16 102H	P255/70R18 112T	LT275/65R18 123/120R (E)
235/60R16 100H	265/60R18 110H	LT275/65R18 113/110S (C)
P235/70R16 107S	P265/65R18 112T	LT275/70R18 125R (E)
P245/70R16 106S	P265/70R18 114S	LT285/65R18 121/118R (D)
255/65R16 109H	275/60R18 112H	LT275/65R20 126R (E)
P255/70R16 109S	285/60R18 116H	LT305/55R20 121/118S (E)
P265/70R16 111S	275/55R20 117S	LT325/60R20 121/118S (D)
275/70R16 114S	275/60R20 115S	30X9.50R15 LT 104S (C)
215/60R17 96H	305/45R20 112H	31X10.50R15 LT 109S (C)
225/60R17 99H	305/50R20 120S	32X11.50R15 LT 113S (C)
225/65R17 102H	LT215/75R15 100/97S (C)	33X12.50R15 LT 108S (C)
225/70R17 108T	LT235/75R15 104/101S (C)	37X12.50R17 LT 124R (D)
235/65R17 108H	LT215/85R16 110/107R (D)	35X12.50R18 LT 118R (D)
P235/70R17 108S	LT225/75R16 110/107 (D)	37X12.50R18 LT 123R (D)
245/65R17 107H	LT235/85R16 120/116R (E)	37X12.50R20 LT 120R (D)
P245/70R17 108S	LT245/75R16 120/116R (E)	

#### GEOLANDAR A/T-S Vehicle Fitments (Partial List)

**Chevrolet** Avalanche, Colorado, Silverado, Suburban, Tahoe, Trailblazer, Traverse • **Dodge** Dakota, Durango, Ram • **Ford** Escape, Expedition, Explorer, F-Series, Ranger • **GMC** Canyon, Envoy, Sierra, Yukon • **Honda** Pilot, Ridgeline • **Hummer** H1, H2, H3 • **Jeep** Commander, Grand Cherokee, Liberty, Wrangler • **Mazda** B-Series • **Nissan** Armada, Pathfinder, Titan, Xterra • **Toyota** 4 Runner, FJ Cruiser, Sequoia, Tacoma, Tundra

### GEOLANDAR M/T+

LT225/75R16 103/100S (C)	35X12.50R17 LT 119Q (D)
LT265/75R16 112/109Q (C)	37X12.50R17 LT 124Q (D)
LT285/75R16 116/113Q (C)	38X13.50R17 LT 119Q (C)
LT305/70R16 118/115Q (D)	40X33.50R17 LT 121Q (C)
LT315/75R16 113Q (C)	38X13.50R18 LT 126Q (D)
LT265/70R17 112/109Q (C)	40X13.50R18 LT 122Q (C)
LT285/70R17 121/118Q (D)	35X12.50R20 LT 121Q (E)
30X9.50R15 LT 104Q (C)	37X12.50R20 LT 120Q (D)
31X10.50R15 LT 109Q (C)	38X15.50R20 LT 125Q (D)
33X12.50R15 LT 108Q (C)	40X15.50R20 LT 130Q (D)
35X12.50R15 LT 113Q (C)	

#### GEOLANDAR M/T+ Vehicle Fitments (Partial List)

**Chevrolet** Colorado, Silverado, Suburban • **Dodge** Dakota, Durango, Ram • **Ford** Expedition, F-Series, Ranger • **GMC** Canyon, Sierra • **Jeep** Wrangler • **Nissan** Frontier, Titan • **Toyota** Tacoma, Tundra

