

GEOLANDAR®

RUGGED RELIABILITY ON-ROAD AND OFF

QUICK REFERENCE GUIDE



ALL-NEW GEOLANDAR H/T G056™

Tough enough for any road, the all-new GEOLANDAR H/T G056™ combines all-season performance with lasting treadlife to create a tire that works harder, all year round.



GEOLANDAR A/T-S®

Equipped with unique all-terrain features, the GEOLANDAR A/T-S® offers outstanding off-road grip and excellent on-road handling.



GEOLANDAR M/T+®

Featuring off-road technology proven in the Baja 1000, the GEOLANDAR M/T+® is strong enough to conquer virtually any surface.

ALL-SEASON



ZIGZAG GROOVES

Circumferential grooves with a zigzag shape provide a powerful edge effect, improving handling on snowy roads and channeling water out from under the tread.



DUAL INTERLOCKING PYRAMID SIPES

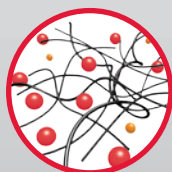
Interlocking sipes maintain tread block rigidity for confident all-season handling while providing improved durability and even wear throughout the life of the tire.



TWIN-CUT GROOVES

More biting edges along these grooves increase traction and grip in dirt, rain, snow and ice.

LONG-LASTING




ADVANCED COMPOUND

Our state-of-the-art compound engineered with Orange Oil extends treadlife while providing outstanding all-season traction.



ROUNDED EDGE BLOCKS

A rounded edge design softens the contact between individual tread blocks, combating uneven wear.



DIRECTIONAL TREAD PATTERN AND LARGE VOID AREA

Help to expel mud and dirt in off-road conditions.

RIDE COMFORT



ADAPTIVE SHOULDER BLOCKS

Tread blocks at the shoulder form a continuous rib to help reduce tread noise and promote even wear.

DURABILITY



AGGRESSIVE SIDEWALL PROTECTORS

Designed to fight off sidewall cuts and abrasions, these protectors also offer a rugged, aggressive look ideal for on/off-road vehicles.



LARGE SHOULDER BUTTRESSES WITH SIDE PROTECTORS

Added durability with large scoops to help expel mud and dirt.

GEOLANDAR®

KEY SELLING FEATURES

PROVEN ENDURANCE ACROSS ALL TERRAIN

GEOLANDAR H/T G056™

UP TO 70,000-MILE WARRANTY*

- The **GEOLANDAR H/T G056** outlasts conventional highway terrain tires.



GEOLANDAR A/T-S™

UP TO 50,000-MILE WARRANTY***

- Off-road, it provides superior traction, while on-road, it offers excellent handling without the tread squirm and noise that plagues all-terrain tires.

GEOLANDAR M/T+®

- For drivers who go off-road frequently, the **GEOLANDAR M/T+** offers enhanced performance and traction.
- Featuring off-road technology proven in the Baja 1000, the **GEOLANDAR M/T+** can traverse terrain including dirt roads, rocky and muddy surfaces, and even sand dunes.



*50,000-mile limited treadwear warranty on LT Metric sizes. **Treadwear test results based on independent testing using Chevrolet Tahoe vehicles equipped with size P265/70R17 tires on public highways under controlled driving and maintenance conditions. Treadwear mileage is projected wear-out mileage. Individual mileage results may vary based on tire/vehicle maintenance, driving styles and terrain.

***Load Range E and sizes 20" and above carry a 40,000-mile warranty.

FITMENT LIST

GEOLANDAR H/T G056

P235/75R15 108T	P255/65R17 108T	P275/60R20 114H
P225/75R16 106T	P255/70R17 110T	LT215/85R16 115/112R (E)*
P235/70R16 104T	P265/65R17 110T	LT225/75R16 115/112S (E)*
P235/75R16 109T	P265/70R17 113T	LT235/85R16 120/116R (E)*
P245/70R16 106H	P245/60R18 104H	LT245/75R16 120/116S (E)*
P245/75R16 109T	P255/65R18 109T	LT265/75R16 123/120R (E)*
P255/65R16 106T	P255/70R18 112H	LT235/80R17 120/117R (E)*
P255/70R16 109T	P265/60R18 109H	LT245/70R17 119/116R (E)*
P265/70R16 111T	P265/65R18 112T	LT245/75R17 121/119S (E)*
P265/75R16 114T	P265/70R18 114S	LT265/70R17 121/118S (E)*
P235/70R17 108T	P275/65R18 114T	LT275/65R18 123/120S (E)*
P245/65R17 105T	P255/60R19 108H	LT275/70R18 125/122R (E)*
P245/70R17 108H	P275/55R20 111H	

*Available Q4 2014

GEOLANDAR H/T G056 Vehicle Fitments

Buick Enclave • **Cadillac** Escalade • **Chevrolet** Colorado, Silverado, Suburban, Tahoe, Trailblazer, Traverse • **Chrysler** Aspen • **Dodge** Dakota, Durango, Nitro, Ram • **Ford** Edge, Escape, Expedition, Explorer, F-Series, Ranger • **GMC** Acadia, Canyon, Envoy, Sierra • **Honda** Pilot, Ridgeline • **Infiniti** QX56 • **Jeep** Grand Cherokee, Liberty, Wrangler • **Kia** Sorrento • **Lincoln** Navigator • **Mazda** B-Series, CX-9, Tribute • **Mitsubishi** Raider • **Nissan** Armada, Frontier, Pathfinder, Titan, Xterra • **Saturn** Outlook • **Toyota** 4 Runner, FJ Cruiser, Highlander, Sequoia, Tacoma, Tundra

GEOLANDAR A/T-S™

205/70R15 96S	245/65R17 107H	LT245/75R16 120/116R (E)
215/70R15 98S	255/65R17 110H	LT265/75R16 119/116R (D)
P225/70R15 100S	P255/70R17 110S	LT265/75R16 123/120R (E)
P235/70R15 102S	265/65R17 112H	LT285/75R16 122/119R (D)
P235/75R15 108S	P265/70R17 113S	LT315/75R16 121R (D)
265/70R15 112S	P275/60R17 110S	LT235/80R17 120/117R (E)
215/60R16 95H	275/65R17 115H	LT245/70R17 119/116 (E)
215/65R16 98H	285/65R17 116H	LT245/75R17 121/118R (E)
215/70R16 100S	225/55R18 98H	LT265/70R17 121/118R (E)
225/70R16 102H	265/60R18 110H	LT285/70R17 121/118R (D)
235/60R16 100H	P265/65R18 112T	LT315/70R17 121/118R (D)
P235/70R16 107S	P265/70R18 114S	LT275/65R18 113/110S (C)
P245/70R16 106S	275/60R18 112H	LT275/65R18 123/120R (E)
255/65R16 109H	285/60R18 116H	LT285/65R18 121/118R (D)
P255/70R16 109S	275/55R20 117S	LT325/60R20 121/118S (D)
P265/70R16 111S	275/60R20 115S	30X9.50R15 LT 104S (C)
275/70R16 114S	305/45R20 112H	31X10.50R15 LT 109S (C)
215/60R17 96H	305/50R20 120S	32X11.50R15 LT 113S (C)
225/60R17 99H	LT215/75R15 100/97S (C)	33X12.50R15 LT 108S (C)
225/65R17 102H	LT235/75R15 104/101S (C)	37X12.50R17 LT 124R (D)
225/70R17 108T	LT215/85R16 110/107R (D)	37X12.50R18 LT 123R (D)
235/65R17 108H	LT225/75R16 110/107 (D)	37X12.50R20 LT 120R (D)
P235/70R17 108S	LT235/85R16 120/116R (E)	

GEOLANDAR A/T-S Vehicle Fitments


Chevrolet Avalanche, Colorado, Silverado, Suburban, Tahoe, Trailblazer, Traverse • **Dodge** Dakota, Durango, Ram • **Ford** Escape, Expedition, Explorer, F-Series, Ranger • **GMC** Canyon, Envoy, Sierra, Yukon • **Honda** Pilot, Ridgeline • **Hummer** H1, H2, H3 • **Jeep** Commander, Grand Cherokee, Liberty, Wrangler • **Mazda** B-Series • **Nissan** Armada, Pathfinder, Titan, Xterra • **Toyota** 4 Runner, FJ Cruiser, Sequoia, Tacoma, Tundra

GEOLANDAR M/T+®

LT225/75R16 103/100S (C)	30X9.50R15 LT 104Q (C)	40X13.50R17 LT 121Q (C)
LT265/75R16 112/109Q (C)	31X10.50R15 LT 109Q (C)	38X13.50R18 LT 126Q (D)
LT285/75R16 116/113Q (C)	33X12.50R15 LT 108Q (C)	40X13.50R18 LT 122Q (C)
LT305/70R16 118/115Q (D)	35X12.50R15 LT 113Q (C)	37X12.50R20 LT 120Q (D)
LT315/75R16 113Q (C)	35X12.50R17 LT 119Q (D)	38X15.50R20 LT 125Q (D)
LT265/70R17 112/109Q (C)	37X12.50R17 LT 124Q (D)	40X15.50R20 LT 130Q (D)
LT285/70R17 121/118Q	38X13.50R17 LT 119Q (C)	

GEOLANDAR M/T+ Vehicle Fitments

Chevrolet Silverado, Suburban • **Dodge** Durango, Ram • **Ford** Expedition, F-Series • **GMC** Sierra • **Jeep** Wrangler • **Toyota** Tundra



ALL GEOLANDAR TIRES in Load Range E sizes are built with a 3-ply casing.



YOKOHAMA 30-DAY PERFORMANCE PROMISE

If customers are not completely satisfied with any Yokohama GEOLANDAR® tires they can bring them back within 30 days for a full refund.

